

Create it 

TIP GUIDE

ULTRASONIC BONE  
SURGERY



**NSK**

# VARIOSURG TIP LINEUP

- SURG** SURG mode for bone surgery
- PERIO** PERIO mode for maintenance
- ENDO** ENDO mode for root canal treatment



The tips are designed to preserve tissue, maintain cutting speed and easily cut into bone. Saw like teeth on an uneven blade edge enhances bone cutting. This also reduces clogging to maintain cutting speed.

## SURG

- BONE SURGERY ..... P05-P12
- SCRAPER ..... P13-P14
- EXTRACTION ..... P15-P16
- SOCKET LIFT (CRESTAL APPROACH) ..... P17-P20
- IMPLANT PREPARATION ..... P21-P24
- SOCKET LIFT (CRESTAL APPROACH) ..... P25-P26\*
- SINUS LIFT ..... P27
- SINUS MEMBRANE DETACHMENT ..... P28

## PERIO

- SCALING ..... P29-P31
- PERIO ..... P32
- PERIO-CONTROL ..... P33-P34

## ENDO

- ENDODONTICS ..... P35-P36
- TIP KIT ..... P37-P40

\*Pictures provided by Yasuhiro Kizu, D.D.S., Ph.D.  
OMFC (ORAL & MAXILLOFACIAL CARE CLINIC YOKOHAMA)

<b>BONE SURGERY</b>	<b>SCRAPER</b>	<b>EXTRACTION</b>	<b>SOCKET LIFT (CRESTAL APPROACH)</b>
<b>IMPLANT PREPARATION</b>	<b>SINUS LIFT</b>	<b>SINUS MEMBRANE DETACHMENT</b>	<b>SCALING</b>
<b>PERIO</b>	<b>PERIO-CONTROL</b>	<b>ENDODONTICS</b>	<b>TIP KIT</b>

Washable in the Thermodisinfectant

Autoclavable


**HIGH POWER** Tips that correspond to high power can be used up to 150% power setting.


# VarioSurg 3

## EVOLVED POTENTIAL

### Embodying the Pursuit of Perfection

Ultrasonic bone surgery systems are essential in modern surgical and implant treatment. The powerful VarioSurg3 handpiece features a slim and lightweight body that ensures minimal hand fatigue and outstanding visibility. A variety of tips makes procedures easier and stress-free to help provide more precise and efficient treatment.





# BONE SURGERY

# BONE SURGERY

For chin bone harvests, notably for the mental foramen and mandibular ramus. For general bone surgery.

# BONE SURGERY

For clinical cases where movement is restricted around the end of the tip.

MODEL **SG1** POWER LEVEL **SURG** 80%

MODEL **H-SG1** POWER LEVEL **SURG** 150%

MODEL **SG1A** POWER LEVEL **SURG** 80%

MODEL **SG8** POWER LEVEL **SURG** 80%

MODEL **H-SG8** POWER LEVEL **SURG** 150%


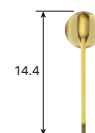


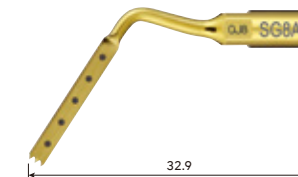
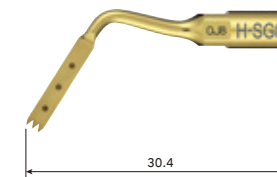
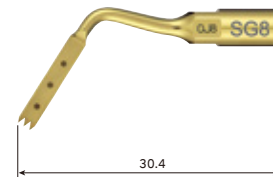
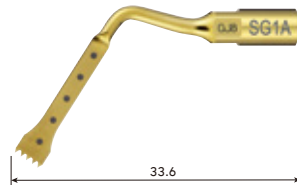

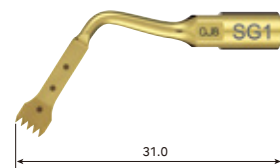
MODEL **SG8A** POWER LEVEL **SURG** 80%

HIGH POWER

For use in deeper regions requiring longer tips.

HIGH POWER

For use in deeper regions requiring longer tips.



ORDER CODE  
**Z305101**

ORDER CODE  
**Z305151**

ORDER CODE  
**Z305138**

ORDER CODE  
**Z305109**

ORDER CODE  
**Z305155**

ORDER CODE  
**Z305139**

- TiN coating • Dots mark 3, 6 and 9 mm from tip end
- Five teeth; 0.6 mm thick

- TiN coating • Dots mark 3, 6 and 9 mm from tip end
- Five teeth; 0.6 mm thick

- TiN coating • Dots mark 3, 6, 9, 12 and 15 mm from tip end
- Five teeth; 0.6 mm thick

- TiN coating • Dots mark 3, 6 and 9 mm from tip end
- Three teeth; 0.6 mm thick

- TiN coating • Dots mark 3, 6 and 9 mm from tip end
- Three teeth; 0.6 mm thick

- TiN coating • Dots mark 3, 6, 9, 12 and 15 mm from tip end
- Three teeth; 0.6 mm thick



Unilateral anterior mandibular sampling  
**SG1, H-SG1, SG1A**

# BONE SURGERY

For harvesting bone from the mandibular ramus.

# BONE SURGERY

For harvesting bone from the mandibular ramus.

MODEL **SG14R**

POWER LEVEL **SURG** 80%

MODEL **SG14L**

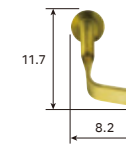
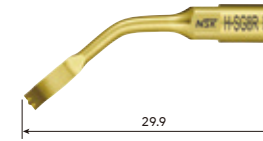
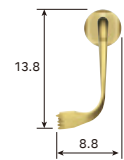
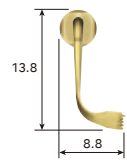
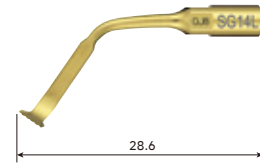
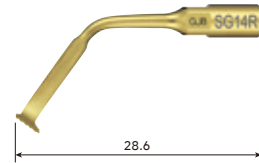
POWER LEVEL **SURG** 80%

MODEL **H-SG8R**

POWER LEVEL **SURG** 150%

MODEL **H-SG8L**

POWER LEVEL **SURG** 150%



ORDER CODE

**Z305122**

ORDER CODE

**Z305123**

ORDER CODE

**Z305156**

ORDER CODE

**Z305157**

- TiN coating • 90 degree right curved tip\*
- Five teeth; 0.6 mm thick

- TiN coating • 90 degree left curved tip\*
- Five teeth; 0.6 mm thick

- TiN coating • 90 degree right curved tip\*
- Three teeth; 0.6 mm thick

- TiN coating • 90 degree left curved tip\*
- Three teeth; 0.6 mm thick



Anterior mandibular harvesting  
**SG14R, SG14L**

\* The direction of the tip's curve is defined by the tip's anterior view.

\* The direction of the tip's curve is defined by the tip's anterior view.

# BONE SURGERY

For excisions in areas with inclines or projections or which are otherwise hard to access with SG1 and other regular tips.

MODEL **SG2R**

POWER LEVEL **SURG** 80%

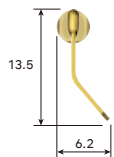
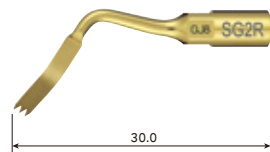
MODEL **SG2L**

POWER LEVEL **SURG** 80%

MODEL **SG19**

POWER LEVEL **SURG** 80%

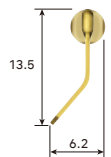
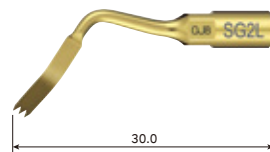
For cutting curved surfaces.



ORDER CODE

**Z305102**

- TiN coating • Right curved tip\*
- Three teeth ; 0.6 mm thick



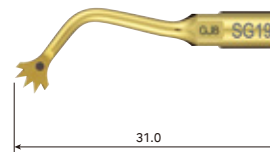
ORDER CODE

**Z305103**

- TiN coating • Left curved tip\*
- Three teeth ; 0.6 mm thick



Excision of bone torus  
**SG2R, SG2L**



ORDER CODE

**Z305135**

- TiN coating • Dot mark 3 mm from tip end
- Five teeth ; 0.8 mm thick



Mandibular harvesting at approach stage  
**SG19**

For regions that are hard to access with regular tips, notably the posterior mandible or curved areas.

# BONE SURGERY

MODEL **SG30**

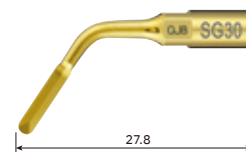
POWER LEVEL **SURG** 50%

MODEL **SG58**

POWER LEVEL **SURG** 80%

For narrow cutting to reduce bone loss. Also suitable for corticotomies.

For removing tori on the posterior mandible or mandibular lingual surface.



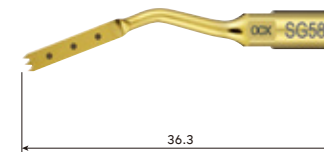
ORDER CODE

**Z305137**

- TiN coating • Sharp edge • 0.5 mm thick



Alveolar crestal incision for harvesting bone (when narrowing bone cuts)  
**SG30**



ORDER CODE

**Z305141**

- TiN coating • Dots mark 3, 6 and 9 mm from tip end
- Three teeth ; 0.6 mm thick



The cutting part is bone torus  
**SG58**

\* The direction of the tip's curve is defined by the tip's anterior view.

# SCRAPER



For flattening the alveolar crest or harvesting bone fragments. **SCRAPER**

MODEL **SG3**

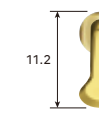
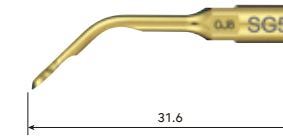
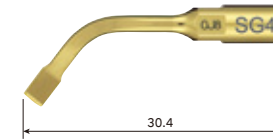
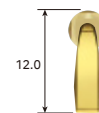

POWER LEVEL **SURG** 80%

MODEL **SG4**

POWER LEVEL **SURG** 80%

MODEL **SG5**

POWER LEVEL **SURG** 80%



For removal of diseased granulation tissues from extraction sites.

ORDER CODE  
**Z305104**

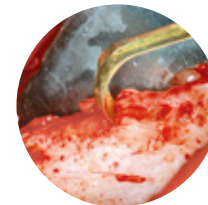
- TiN coating • Triple sided edge spatula tip
- Single-edged scraper

ORDER CODE  
**Z305105**

- TiN coating • Edge spatula tip
- Double-edged scraper

ORDER CODE  
**Z305106**

- TiN coating • Rounded edge spatula tip
- Single-edged scraper



Alveolar crest flattening  
**SG3**



Osteoplasties  
**SG5**

SCRAPER